

2009 TRIBUTE Hybrid Electric Vehicle

Engine & Mechanical



standard option not available



Tribute Hybrid at a Glance:



Engine Type

2.5L DOHC 16-valve Atkinson-cycle 4-cylinder engine with variable valve timing (VVT) and a permanent magnet AC synchronous electric motor (Limited production. Hybrid model sold in selected areas of California only)



Drivetrain Options

Choice of front-wheel drive (FWD)/4-wheel drive (4WD), electronically controlled continuously variable transmission (eCVT) and up to 34 mpg city† (FWD)



Seating and Storage






Seating for five with reclining front bucket seats, 60/40 split fold-down rear seatback, 29.2 cubic feet of cargo space and 66.3 cubic feet with the rear seats down



Safety Features

Received the Highest Side-Impact Crash Test Rating from the Insurance Institute for Highway Safety (IIHS), 5-Star government side-impact-crash-test rating***, standard advanced front air bags, front side-impact air bags, side air curtains†† and Roll Stability Control (RSC)

2009 TRIBUTE Hybrid Electric Vehicle	HEV	
	Touring	Grand Touring
Engine & Mechanical		
Engine type	2.5L DOHC 16-valve Atkinson-cycle 4-cylinder engine with variable valve timing (VVT) and a permanent magnet AC synchronous electric motor	
Horsepower, SAE net	177 hp net (153 hp @ 6000 rpm-Gas + 94 hp @ 5000 rpm-electric motor)	
Torque, SAE net	136 lb-ft @ 4500 rpm	
Valvetrain	Double overhead camshaft, 4-valves per cylinder	
Bore x Stroke (in)	3.5 x 3.94	
Compression ratio	12.3:1	
Engine block material	Aluminum alloy	
Cylinder head material	Aluminum alloy	
Emission CO2 Value	SULEV	
Fuel Economy		
EPA-estimated mileage (city/highway)		
FWD automatic transmission‡	34 / 31	
4WD automatic transmission‡	29 / 27	
Weights		
Base curb weight (lbs)		
FWD	3652	
4WD		
GVWR		
FWD	4720	

4WD	4880
Drive Train	
Front-wheel drive	
Active Torque Control Coupling (ATCC) four-wheel drive system	
Transmission)	Electronically controlled continuously variable transmission (eCVT)
Suspension	
Front Suspension	Independent MacPherson strut suspension with stabilizer bars
Rear Suspension	Multi-link suspension with dual lateral links and stabilizer bar
Steering	Electric power-assist rack-and-pinion steering with engine speed-sensing variable assist
Turning circle, curb to curb (ft)	36.7
Brakes	
Braking System	Independent 4-channel with regenerative brake system Anti-lock Brake System (ABS) w/ Electronic Brakeforce Distribution (EBD)
Front Brakes	11.9" disc
Rear Brakes	10" drum
Wheels & Tires	
16-inch cast aluminum machined wheels	
P235/70R16 BSW T-rated all-season tires, low roll resistance	
Temporary mini space saver spare tire w/ steel wheel T165/80D17	

2009 TRIBUTE Hybrid Electric Vehicle



Exterior

S standard
 O option
 -- not available

2009 TRIBUTE Hybrid Electric Vehicle	HEV	
	Touring	Grand Touring
Exterior Features		
Fog lights	S	S
Halogen auto on/off headlights	S	S
2-speed variable-intermittent windshield wipers and rear wiper w/ washer	S	S
Body-colored door handles and bumpers	S	S
Dual power remote mirrors - black	S	--
Dual power remote mirrors - body-colored	--	S
Heated outside mirrors	--	S
Mazda "Echo" badge	S	S
Roof rack w/ chrome accents (without crossbars)	--	S
Power moonroof with auto open/close and interior sunshade	--	S
Solar-controlled tinted glass on windshield & front windows	S	S
Privacy-tint glass: rear door, quarter and backlight	S	S
Flip-up liftgate window	S	S
Rear window defogger with timer	S	S
"Easy Fuel" capless fuel filler	S	S
Single exhaust outlet	S	S
Exterior Dimensions		
Wheelbase (inches)	103.1	
Length (inches)	174.9	
Vehicle width including mirrors (inches)	81.3	
Front track (inches)	60.7	
Rear track (inches)	60.2	
Vehicle height	70.0	
Ground clearance (inches)	8.3	
Wheels & Tires		
16-inch alloy wheels	S	S
P235/70R16 T-rated all-season tires	S	S
Temporary space saver spare tire w/ steel wheel T165/80D17	S	S

2009 TRIBUTE Hybrid Electric Vehicle



Interior

S standard
 □ option
 -- not available

2009 TRIBUTE Hybrid Electric Vehicle	HEV	
	Touring	Grand Touring
Comfort & Convenience		
Tilt steering wheel with steering-wheel-mounted audio and cruise controls	S	S
Ambient temperature display	S	S
Electrochromatic rearview mirror	--	S
Day/night rearview mirror	S	--
Sun visor vanity mirrors	S	--
Power moonroof with auto open/close and interior sunshade	--	S
Heater/defroster with rear heater ducts	S	S
Floor console electrical outlet (110V)	S	S
Power door locks with two-stage unlocking feature	S	S
Front door central locking (driver & passenger)	S	S
Power windows with driver's-side one-touch-down feature	S	S
Remote keyless illuminated entry system	S	S
Retractable cargo cover	□	S
Storage		
Front storage bins with bottle holders	S	S
Large center floor console with covered storage compartment	S	S
Cupholders, 2 front & 2 rear	S	S
Front driver & passenger seatback map pockets	--	S
Cargo area hooks (4)	S	S
Seating & Trim		
Cloth-trimmed seats	S	--
Leather-trimmed seats	--	S
Heated front seats	--	S
Leather-wrapped steering wheel	S	S
Reclining front bucket seats with adjustable headrest	S	S
Adjustable driver's seat height & lumbar support	--	S
6-way power-adjustable driver's seat	--	S
Audio/Navigation System		
AM/FM/CD audio system w/ 4 speakers and auxiliary-audio input jack	S	--
AM/FM 6-disc CD audio system w/ 7 speakers and automatic level control	--	S
SIRIUS Satellite Radio**	S	S
Navigation system	--	□
Interior Dimensions		
Head room, front (inches)	40.4/39.3 (w/ moonroof)	
Head room, rear (inches)	39.2/37.5 (w/ moonroof)	
Leg room, front (inches)	41.6	
Leg room, rear (inches)	35.6	
Shoulder room, front (inches)	56.6	
Shoulder room, rear (inches)	55.9	
Hip room, front (inches)	53.4	
Hip room, rear (inches)	49.1	

Knee clearance 2nd row (inches)	1.1
Passenger Volumes	
Passenger volume-total (cubic feet)	99.4
Cargo Volumes (Trunk/Cargo Index)	
Cargo volume behind first row seat (cubic feet)	66.1/65.9(w/ moonroof)
Cargo volume behind second row seat (cubic feet)	27.8

2009 TRIBUTE Hybrid Electric Vehicle



Safety

S standard
 O option
 -- not available


2009 TRIBUTE Hybrid Electric Vehicle	HEV	
	Touring	Grand Touring
Safety & Security		
Dynamic Stability Control (DSC) ^{††} , Traction Control System (TCS) and Roll Stability Control (RSC)	S	S
Front side-impact air bags and front/rear side air curtains with roll-over protection	S	S
Triple-H body construction with front & rear crumple zones	S	S
Advanced dual front air bags with crash zone & driver's seat position/passenger weight sensors ^{††}	S	S
3-point safety belts for all seating positions ^{††}	S	S
Front seat-belt pretensioners with force limiters ^{††}	S	S
Height-adjustable front seat belt shoulder anchors	S	S
LATCH child-safety-seat anchors & upper ceiling mounted tethers	S	S
Auto door lock/unlock	S	S
Child-safety rear door locks	S	S
Illuminated keyless entry w/ panic button feature	S	S
Engine-immobilizer antitheft system	S	S
Antitheft alarm	S	S
Tire Pressure Monitoring System (TPMS)	S	S
Daytime running lamps	S	S

2009 TRIBUTE Hybrid Electric Vehicle



Options & Packages

 standard  option  not available

2009 TRIBUTE Hybrid Electric Vehicle	HEV	
	Touring	Grand Touring
Options & Packages		
Navigation package <ul style="list-style-type: none"> ● Integrated with voice activation and SIRIUS Satellite Radio system‡; allows for voice operations, live traffic updates, fuel pricing and weather maps via SIRIUS Travel Link ● Additional features - full map, turn-by-turn, voice direction, Point of Interest ● On-board navigation with 6.5-inch screen ● GPS antenna and cable ● CD Pack for regional U.S. & complete Canadian coverage 	--	

* MSRP includes destination charges but excludes tax, title and license fees. Destination charges may vary in Alaska and Hawaii. Vehicles displayed may contain optional equipment at additional costs. Actual dealer price may vary.

† Trailer weights shown are maximums and must be reduced by the weight of any passengers, cargo, hitch or optional equipment in the towing vehicle. The following equipment may also be required: load-carrying hitch for trailers under 2000 lb and load-equalizing hitch for trailers over 2000 lb. Towing a trailer will have an effect on the vehicle's handling, braking, durability, performance and driving economy. For specific information on recommended or required equipment, see your Mazda dealer. Hitches are available through manufacturers other than Mazda.

‡ EPA-estimated mileage. Actual results may vary.

** SIRIUS Satellite Radio-compatible audio system requires additional dealer-installed hardware and subscription.

†† Dynamic Stability Control (DSC) is an electronic system to help the driver maintain control under adverse conditions. It is not a substitute for safe driving practices. Factors including speed, road conditions and driver steering input can all affect whether DSC will be effective in preventing loss of control. Please see the Owner's Manual for further details.

‡‡ Always wear your seat belt and secure children in the rear seats in appropriate child restraints.

*** Government star ratings are part of the National Highway Traffic Safety Administration's (NHTSA's) New Car Assessment Program (www.safercar.gov). Vehicle tested with standard side-impact air bags (SABs).